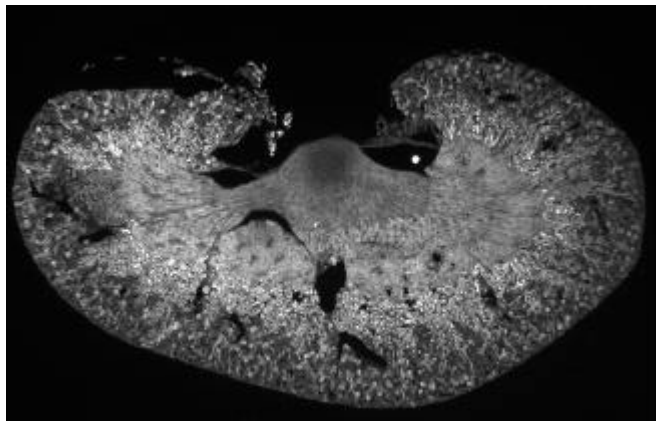
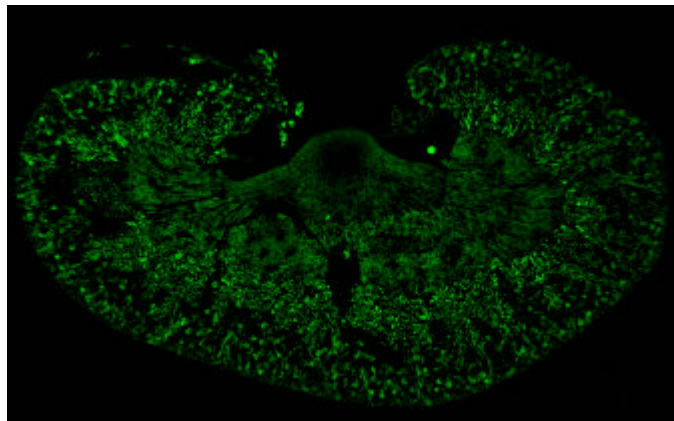


## KL ACI 3D Bio

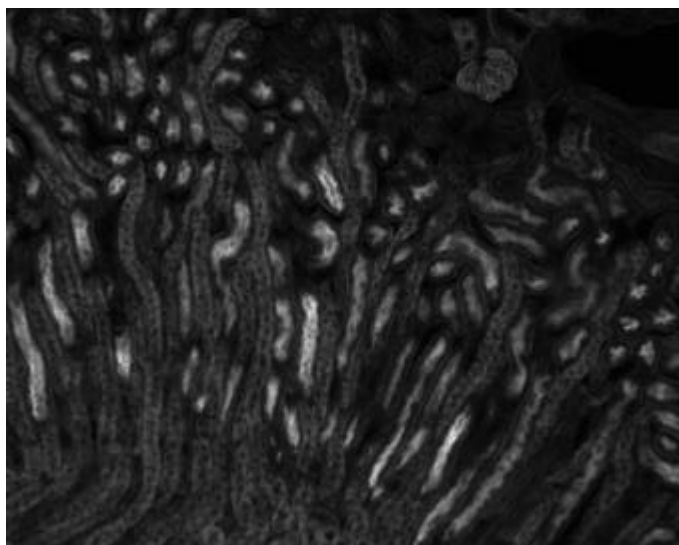
### Fluorescence Zoom Microscope with Image Analysis and Deconvolution Software



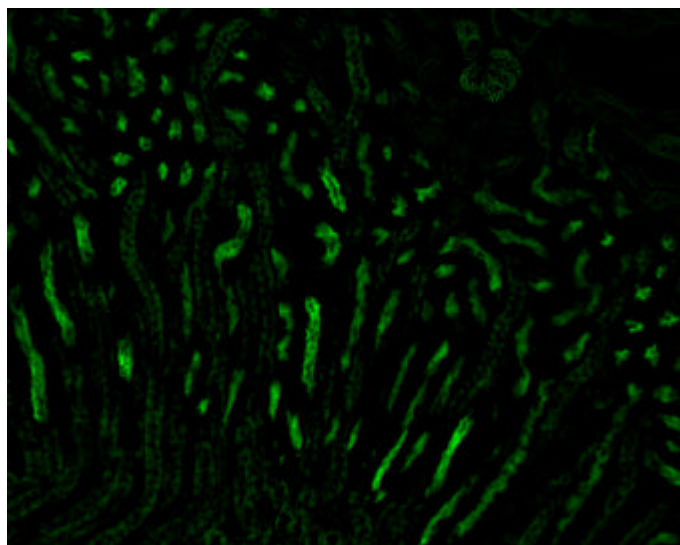
Mouse Kidney, Fluorescence Light, 20x Magnification




Mouse Kidney, GFP, Deconvolution



Mouse Kidney, Fluorescence Light, 180x Magnification



Mouse Kidney, GFP, Deconvolution



### KL ACI 3D Bio

- high resolution CCD camera (optional cooled)
  - ELWD Zoom Optic with fluorescence filter cube
  - Stand with fine focus and precision x-y table
  - Xenon illumination
  - Image processing and analysis software
- PSF  
3D Deconvolution  
3D Volume Viewer  
3D Surface Plot



klughammer bio gmbh  
Strassbach 9  
85229 Markt Indersdorf  
Germany  
Tel. +49 8136 6011  
Fax +49 8136 7098  
info@klughammer.de  
www.klughammer.de